

# Color-ons

COLOR with ANY BRAND of CRAYON


- PERMANENT
- WASHABLE
- COLORFAST
- FUN ACTIVITY
- SPECIAL EVENT ATTRACTION
- HIGH VISIBILITY
- EDUCATING 24/7



COLOR




IRON



WEAR IT!

## Stock Designs Available

(See more on our web site!  
www.majormidnight.com)



CUSTOMIZING AREA

## Consider Color-Ons for:

- Special events you host Local community events
- National Safe Boating Week Take me fishing Day
- State Fairs Boat Shows
- Visitor Center Programs Recreation Area Programs
- National Boating and Fishing Week National Get Outdoors Day
- National Lakes Appreciation Month



GIVE AWAY COLOR-ONS - KID'S TAKE HOME, IRON ON TO THEIR OWN T-SHIRT! Save\$\$\$\$

### 8X9 Custom Color-Ons Pricing

QUANTITY	1,000	2,500	5,000	10,000	25,000	50,000	100,000
PRICE	1.90	1.65	1.24	.97	.88	.83	.78

WWW.majormidnight.com or E-mail: captain@cltel.net

CELL: 641-529-0552

Contact: Jerry O'Neill  
c/o O'Neill Enterprises  
P.O. Box 1442  
Mason City, IA 50402-1442  
Phone: 641-357-3731

**SPECIAL PRICING**

Contact Jerry for special pricing

CREATE FAR REACHING AWARENESS WITH YOUR WATER PROGRAM!

# Easy To Apply With A Hand Iron!




**COLOR**



**IRON**




**EDUCATE!**

	<p><b>COLOR-ONS<sup>®</sup></b> DIRECTIONS      IMPORTANT</p> <p><b>PLEASE READ</b></p> <p><b>COLORING INSTRUCTIONS</b></p> <ol style="list-style-type: none"><li>1. Use your favorite crayons to color in the IMAGE side of the transfer sheet - NOT the side with the printed application directions.</li><li>2. Use LIGHT pressure when coloring to prevent damage to the special coating on the transfer. When applied the colors will be brighter.</li><li>3. For best results, begin coloring the design from the center and work outwards to the edge of the image.</li><li>4. Keep the coloring within the outside border of the design. Coloring outside of the image may transfer onto your garment.</li></ol> <p><b>APPLICATION INSTRUCTIONS</b></p> <ol style="list-style-type: none"><li>1. This transfer is not recommended for nylon or garments that need to be dry cleaned! Pre-washing your garment is suggested.</li><li>2. Preheat hand iron at setting between wool and cotton. If using a steam iron, remove all water from the iron.</li><li>3. Heat is applied to white or light colored garments.</li></ol> <p><b>HAVE AN ADULT HELP YOU!</b></p> <ol style="list-style-type: none"><li>4. This transfer must be ironed on a hard surface. A bath towel folded, or a fine table works much better than an ironing board!</li><li>5. Lay out your garment and smooth out any wrinkles. Position the transfer on the garment, image side down.</li><li>6. Iron the transfer by pressing down FIRMLY and steadily, constantly moving the iron BACK AND FORTH for 30 seconds. (Longer time may cause distortion of fabric). If transfer is larger than surface of iron, repeat this step several times until entire area has been covered.</li><li>7. Let the garment cool off completely before removing the paper. If the transfer will not release from the paper or it is not sealed into the fabric, replace the special transfer paper and repeat steps 3 &amp; 6.</li><li>8. Save this paper until the garment has been washed several times. If the transfer was not properly applied, repeat steps 3-6.</li></ol> <p><b>DO NOT</b> re-iron directly over the surface of an applied transfer. If your garment must be pressed or you want to apply more transfers to the same garment, cover any exposed surfaces with this special paper.</p> <p><b>WATER SAFETY TIPS</b></p> <p>It takes only 20 seconds for a child to drown and 60 seconds for an adult to drown.</p> <ul style="list-style-type: none"><li>• Always wear a life jacket!</li><li>• Learn to swim and float well!</li><li>• Always swim with an adult!</li></ul> <p>Many people who drown never intended to be in the water, so making sure everyone wears a life jacket can help save the lives of your friends and family.</p> <p>For more water safety information visit: <a href="http://www.CorpLakes.us/watersafety">www.CorpLakes.us/watersafety</a>.</p> <p><small>©2012 NALMS. ALL RIGHTS RESERVED. COLOR-ONS<sup>®</sup> IS A REGISTERED TRADEMARK OF NALMS. MADE IN U.S.A.</small></p>
--	---

## FOR SPECIAL EVENTS USE A JP12 HEAT PRESS!

- Perfect for larger groups of kids at Malls, lakes, Fairs & Special Events
- Only 15 Seconds to apply!
- Each time perfect results
- Light weight for easy moving
- Digital timer
- Adjustable Temperature
- One Year Warranty
- ONLY \$279.00! + Shipping



**ORDER 5,000 AND IT'S FREE!**